

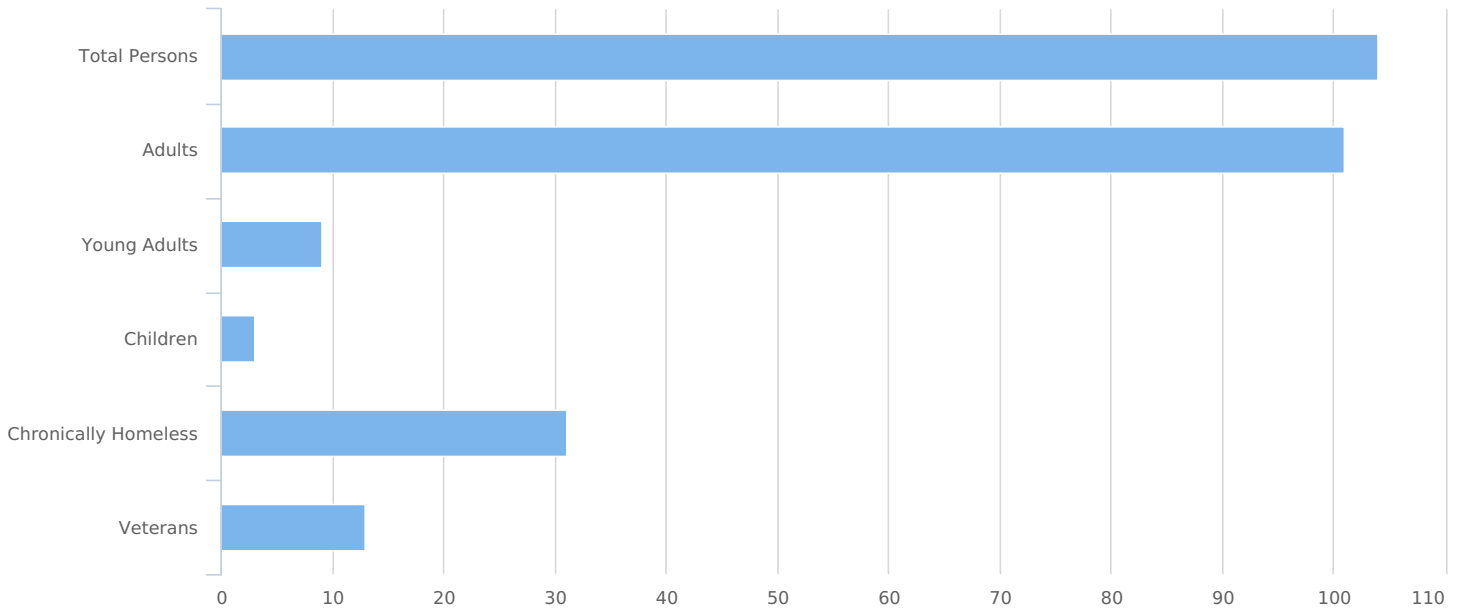
HUD Point in Time Report - Combined

Count:	Texas Balance of State 2022 PIT Count	Geography:	Bowie
Created by:	Paredes,Alex	Created on:	04/18/2022 3:35 PM

Summary

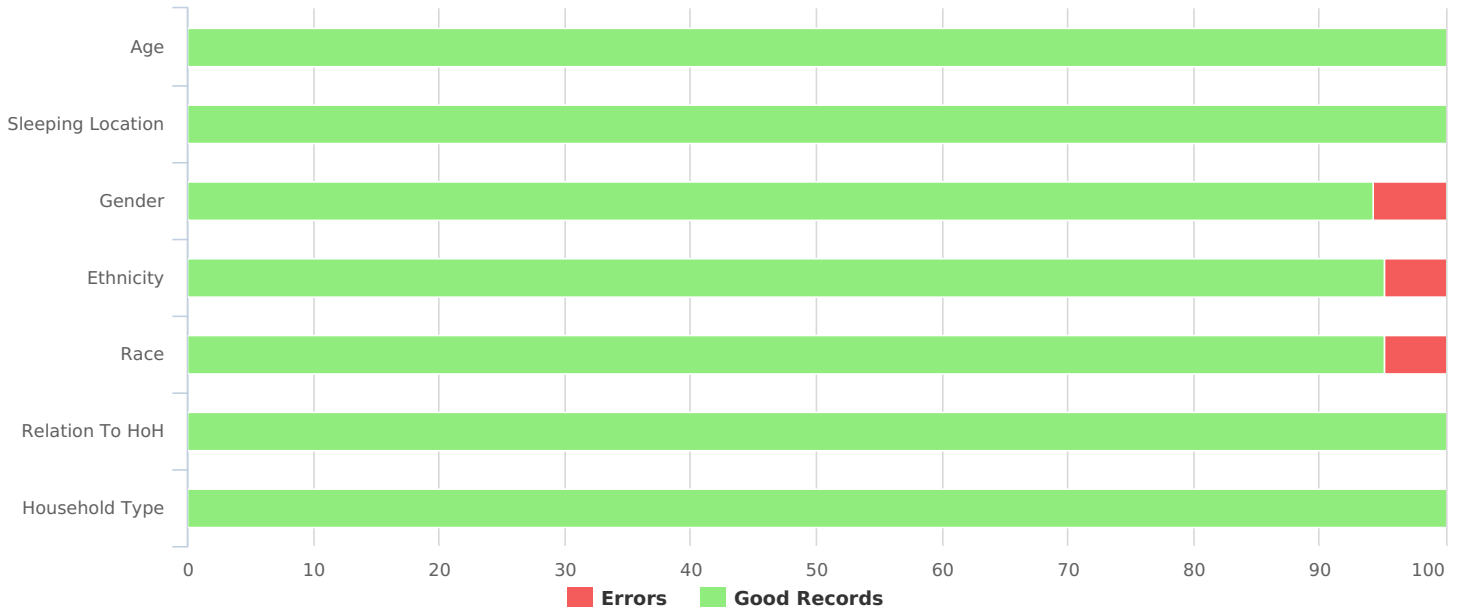


Total Persons	104
Adults (age 18 or older)	101
Young Adults (age 18 to 24)	9
Children (under age 18)	3
Unknown Age	0
Unknown Age - Believe to be Adult	0
Unknown Age - Believe to be Young Adult (18-24)	0
Unknown Age - Believe to be Adult (25+)	0
Unknown Age - Believe to be Child	0
Chronically Homeless	31
Veterans	13



Data Quality Checks

Persons Missing Age Information	0
Persons Missing Sleeping Location	0
Persons Missing Gender	6
Persons Missing Ethnicity	5
Persons Missing Race	5
Persons Missing Relation to HoH	0
Persons with Unknown Household Type	0



All Households

Households with at Least one Adult and One Child

Household and Person Breakdown

Total Number of Households	2
Total Number of Persons	5
Number of Children (under age 18)	3
Number of Young Adults (age 18 to 24)	2
Number of Adults (age 25 or older)	0

Gender

Female	5
Male	0
Transgender	0
A gender other than singularly female or male (e.g., nonbinary, genderfluid, agender, culturally specific gender)	0
Questioning	0

Ethnicity

Non-Hispanic/Non-Latin(a)(o)(x)	5
Hispanic/Latin(a)(o)(x)	0

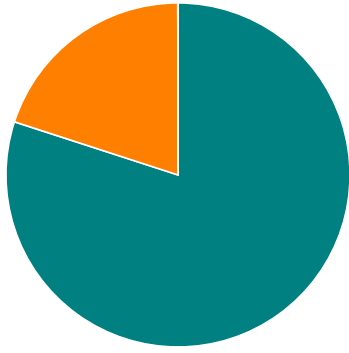
Race

White	4
Black, African American or African	1
Asian	0
American Indian, Alaska Native, or Indigenous	0
Native Hawaiian or Pacific Islander	0
Multiple Races	0

Chronically Homeless

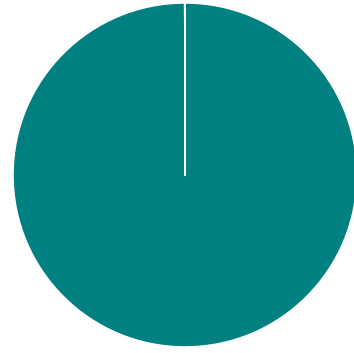
Total Number of Households	0
Total Number of Persons	0

Race



White Black or African American Asian
American Indian Native Hawaiian Multiple

Gender



Female Male Transgender
A gender other than singularly... Questioning

Households without Children

Household and Person Breakdown

Total Number of Households	98
Total Number of Persons	99
Number of Young Adults (age 18 to 24)	7
Number of Adults (age 25 or older)	92

Gender

Female	29
Male	64
Transgender	0
A gender other than singularly female or male (e.g., nonbinary, genderfluid, agender, culturally specific gender)	0
Questioning	0

Ethnicity

Non-Hispanic/Non-Latin(a)(o)(x)	89
Hispanic/Latin(a)(o)(x)	5

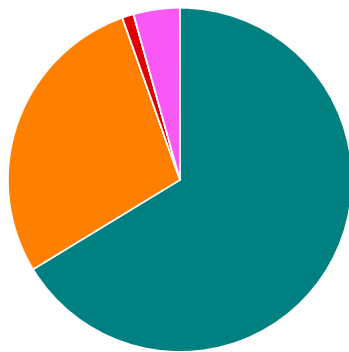
Race

White	61
Black, African American or African	26
Asian	0
American Indian, Alaska Native, or Indigenous	1
Native Hawaiian or Pacific Islander	0
Multiple Races	4

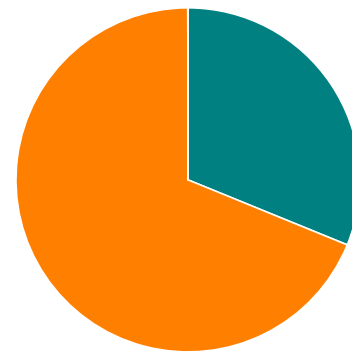
Chronically Homeless

Total Number of Persons	31
-------------------------	----

Race



Gender



■ White
 ■ Black or African American
 ■ Asian
 ■ American Indian
 ■ Native Hawaiian
 ■ Multiple

■ Female
 ■ Male
 ■ Transgender
 ■ A gender other than singularly...
 ■ Questioning

Households with Only Children

Household and Person Breakdown

Total Number of Households	0
Total Number of Children	0

Gender

Female	0
Male	0
Transgender	0
A gender other than singularly female or male (e.g., nonbinary, genderfluid, agender, culturally specific gender)	0
Questioning	0

Ethnicity

Non-Hispanic/Non-Latin(a)(o)(x)	0
Hispanic/Latin(a)(o)(x)	0

Race

White	0
Black, African American or African	0
Asian	0
American Indian, Alaska Native, or Indigenous	0
Native Hawaiian or Pacific Islander	0
Multiple Races	0

Chronically Homeless

Total Number of Persons	0
-------------------------	---

Race

Gender

■ White
 ■ Black or African American
 ■ Asian
■ American Indian
 ■ Native Hawaiian
 ■ Multiple

■ Female
 ■ Male
 ■ Transgender
■ A gender other than singularly...
 ■ Questioning

Veteran Households

Veteran Households with at Least One Adult and One Child

Household and Person Breakdown

Total Number of Households	0
Total Number of Persons	0
Total Number of Veterans	0

Gender

Female	0
Male	0
Transgender	0
A gender other than singularly female or male (e.g., nonbinary, genderfluid, agender, culturally specific gender)	0
Questioning	0

Ethnicity

Non-Hispanic/Non-Latin(a)(o)(x)	0
Hispanic/Latin(a)(o)(x)	0

Race

White	0
Black, African American or African	0
Asian	0
American Indian, Alaska Native, or Indigenous	0
Native Hawaiian or Pacific Islander	0
Multiple Races	0

Chronically Homeless

Total Number of Households	0
Total Number of Persons	0

Race

Gender

■ White
 ■ Black or African American
 ■ Asian
■ American Indian
 ■ Native Hawaiian
 ■ Multiple

■ Female
 ■ Male
 ■ Transgender
■ A gender other than singularly...
 ■ Questioning

Veteran Households without Children

Household and Person Breakdown

Total Number of Households	13
Total Number of Persons	13
Total Number of Veterans	13

Gender

Female	2
Male	11
Transgender	0
A gender other than singularly female or male (e.g., nonbinary, genderfluid, agender, culturally specific gender)	0
Questioning	0

Ethnicity

Non-Hispanic/Non-Latin(a)(o)(x)	12
Hispanic/Latin(a)(o)(x)	1

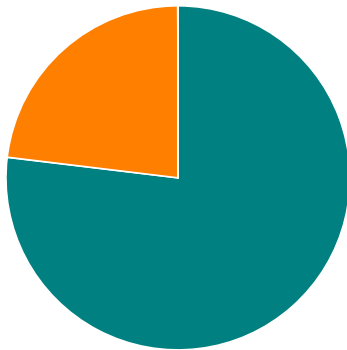
Race

White	10
Black, African American or African	3
Asian	0
American Indian, Alaska Native, or Indigenous	0
Native Hawaiian or Pacific Islander	0
Multiple Races	0

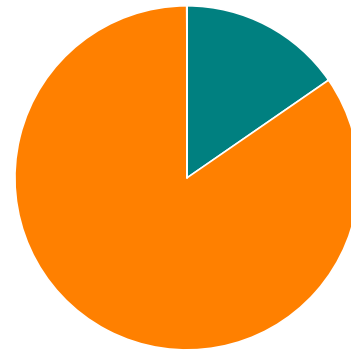
Chronically Homeless

Total Number of Households	4
Total Number of Persons	4

Race



Gender



■ White
 ■ Black or African American
 ■ Asian
 ■ American Indian
 ■ Native Hawaiian
 ■ Multiple

■ Female
 ■ Male
 ■ Transgender
 ■ A gender other than singularly...
 ■ Questioning

Youth Households

Unaccompanied Youth Households

Household and Person Breakdown

Total Number of Unaccompanied Youth Households	7
Total Number of Unaccompanied Youth	7
Total Number of Unaccompanied Youth (under age 18)	0
Total Number of Unaccompanied Youth (18 to 24)	7

Gender

Female	3
Male	3
Transgender	0
A gender other than singularly female or male (e.g., nonbinary, genderfluid, agender, culturally specific gender)	0
Questioning	0

Ethnicity

Non-Hispanic/Non-Latin(a)(o)(x)	6
Hispanic/Latin(a)(o)(x)	0

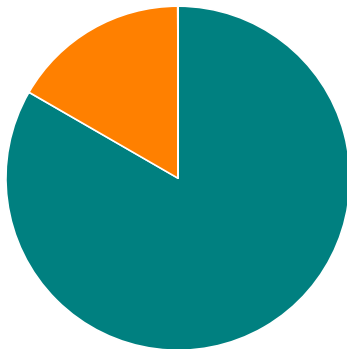
Race

White	5
Black, African American or African	1
Asian	0
American Indian, Alaska Native, or Indigenous	0
Native Hawaiian or Pacific Islander	0
Multiple Races	0

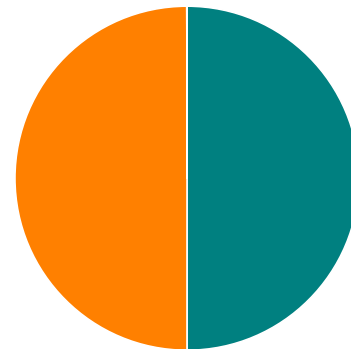
Chronically Homeless

Total Number of Persons	3
-------------------------	---

Race



Gender



■ White
 ■ Black or African American
 ■ Asian
 ■ American Indian
 ■ Native Hawaiian
 ■ Multiple

■ Female
 ■ Male
 ■ Transgender
 ■ A gender other than singularly...
 ■ Questioning

Parenting Youth

Household and Person Breakdown

Total Number of Parenting Youth Households	2
Total Number of Persons in Parenting Youth Households	5
Total Parenting Youth	2
Total Children in Parenting Youth Households	3
Number of Parenting Youth Under 18	0
Children in Households with Parenting Youth Under 18	0
Number of Parenting Youth 18 to 24	2
Children in Households with Parenting Youth 18 to 24	3

Gender

Female	2
Male	0
Transgender	0
A gender other than singularly female or male (e.g., nonbinary, genderfluid, agender, culturally specific gender)	0
Questioning	0

Ethnicity

Non-Hispanic/Non-Latin(a)(o)(x)	2
Hispanic/Latin(a)(o)(x)	0

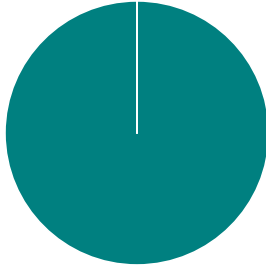
Race

White	2
Black, African American or African	0
Asian	0
American Indian, Alaska Native, or Indigenous	0
Native Hawaiian or Pacific Islander	0
Multiple Races	0

Chronically Homeless

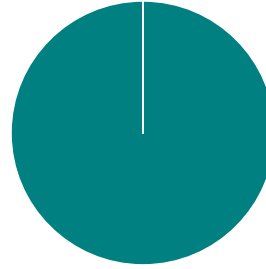
Total Number of Households	0
Total Number of Persons	0

Race



White Black or African American Asian
American Indian Native Hawaiian Multiple

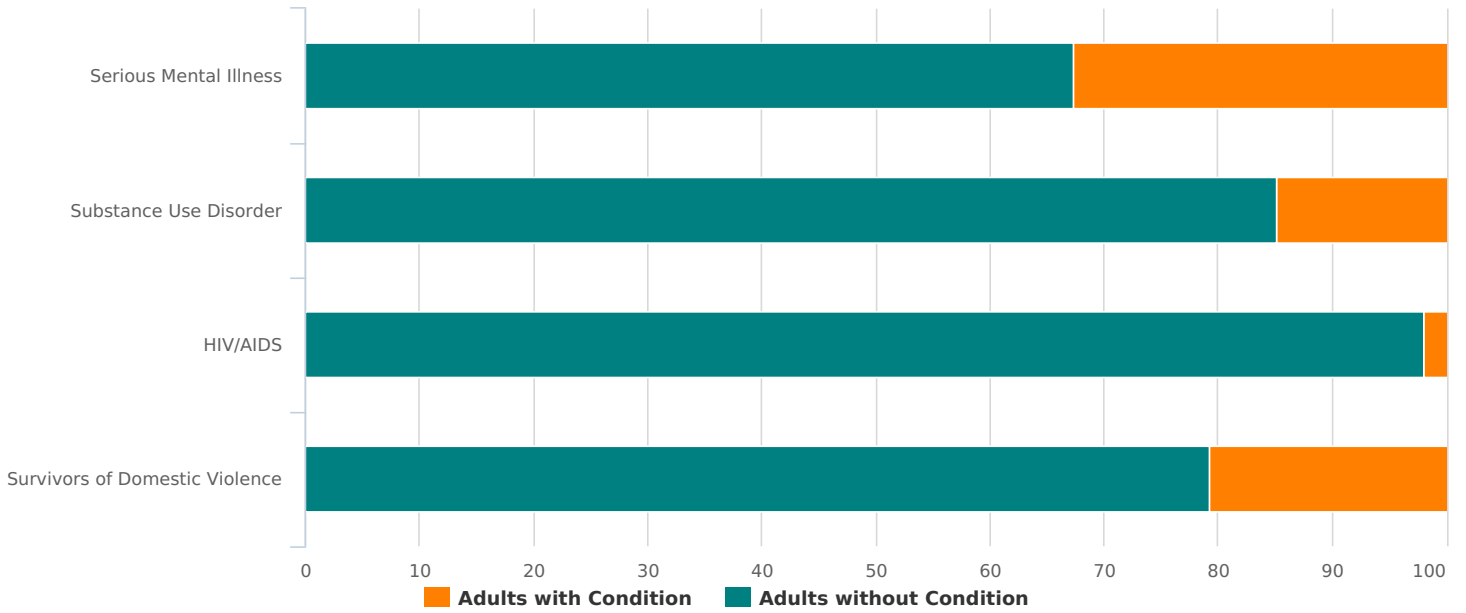
Gender



Female Male Transgender
A gender other than singularly... Questioning

Additional Homeless Populations (Adults Only)

Serious Mental Illness	33
Substance Use Disorder	15
HIV/AIDS	2
Survivors of Domestic Violence (optional)	21



Personal Information

Do you identify as lesbian, gay, bisexual, transgender, and/or queer (LGBTQ+) ?

Yes	7
No	87
Don't Know	0
Refused	1
Total	95

Have you been told or do you believe you have a chronic/ ongoing health condition that affects your ability to support yourself/family or live independently?

Yes	31
No	62
Don't Know	2
Refused	1
Data Not Collected	0
Total	96

Have you been told or do you believe you have a physical disability that affects your ability to support yourself/family or live independently?

Yes	33
No	59
Don't Know	3
Refused	1
Data Not Collected	0
Total	96

Have you been told or do you believe you have a developmental disability?

Yes	14
No	79
Don't Know	2
Refused	1
Data Not Collected	0
Total	96

Experience with Homelessness

Where are you sleeping tonight?

Abandoned building/structure	8
Bus, train station, airport	0
Outdoor encampment	17
Park	0
Street or Sidewalk	2
Under bridge/overpass	1
Vehicle	8
Total	36

Is this the first time you've been homeless?

Yes	32
No	63
Don't Know	0
Refused	1
Total	96

How old were you when you first became homeless?

Under 5 years old	1
5-12 years old	2
13-17 years old	8
18-24 years old	9
25-54 years old	35
55-61 years old	8
62+ years old	0
Total	63

How many months did you stay in shelter or on the streets over the past 3 years?

0 to 3 months	18
4 to 6 months	10
7 to 11 months	5
1 to 2 years	10
2 to 3 years	11
3 years or more	10
Total	64

How many separate times have you stayed in sheltered or on the streets in the past 3 years?

Fewer than 4	38
4 or more times	22
Don't Know	3
Refused	1
Total	64

How many months have you been homeless this time?

0 to 3 months	45
4 to 6 months	10
7 to 11 months	4
1 to 2 years	10
2 to 3 years	14
3 years or more	13
Total	96

Observation Surveys

Number of surveys: 5

Age Range

Under 5 years old	0
5-12 years old	0
13-17 years old	0
18-24 years old	1
25-34 years old	0
35-44 years old	0
45-54 years old	1
55-61 years old	2
62+ years old	1
Total	5

What made you believe the person was experiencing homelessness?

Activity (Panhandling. Sleeping outside. Sleeping in vehicle. Etc.)	0
Appearance (Carrying personal belongings/ clothing that wouldn't protect from the elements)	1
Prior interactions/known to be unhoused	4
They are accessing services for those experiencing homelessness	1
They informed me they are unhoused	1
Total *multiple answers can be selected*	7

Where did you encounter this individual?

Abandoned building/structure	1
Bus, train station, airport	0
Outdoor encampment	0
Park	0
Service Provider (soup kitchen, day shelter, etc.)	4
Street or sidewalk	0
Under bridge/overpass	0
Vehicle	0
Total	5